

# Wall Mounted Type (MAX)

---

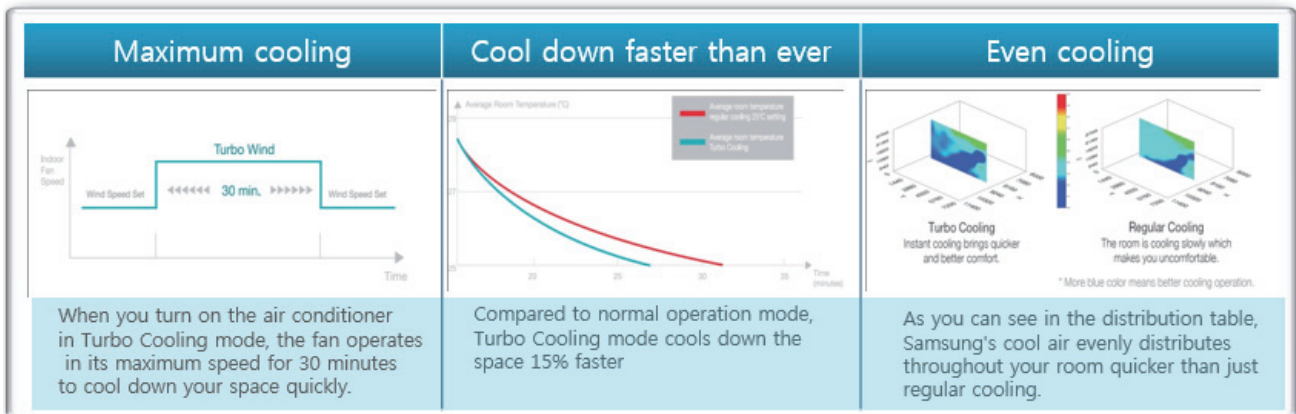
1. Specification	207
2. Summary Table	210
3. Capacity Table	211
4. Dimensional Drawing	213
5. Center of Gravity	214
6. Electrical Wiring Diagram	215
7. Sound Data	216
8. Temperature and air flow distribution	218

# Features & Benefits

## Wall Mount Type

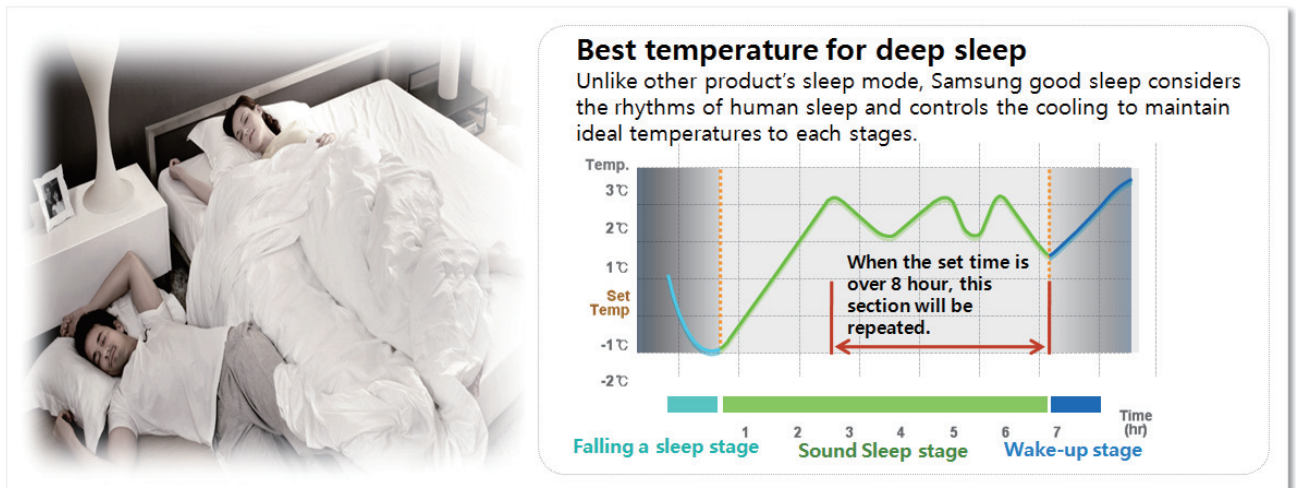
### TURBO Cooling mode

Samsung's air conditioner operates in its maximum speed in Turbo Cooling mode to quickly reach the set temperature. Instantly cool down your space with Samsung's Turbo Cooling technology.



### Good sleep

The quality of sleep you get directly impacts your physical and mental health. Concerned with your health, Samsung performed extensive experiments to determine the ideal temperatures needed to quickly fall asleep.



# 1. Specification

## Wall Mounted Type (MAX)

Model Name	Indoor Unit			AC100RNTDKG/EU	AC100RNTDKG/EU
	Outdoor Unit			AC100RXADKG/EU	AC100RXADNG/EU
Mode				-	HEAT PUMP
Performance	Capacity (Min/Std/Max)	Cooling	kW	3.0 / 9.5 / 11.0	3.0 / 9.5 / 11.0
			Btu/h	10,240 / 32,420 / 37,530	10,240 / 32,420 / 37,530
		Heating	kW	2.2 / 10.8 / 15.5	2.2 / 10.8 / 15.5
			Btu/h	7,500 / 36,850 / 52,900	7,500 / 36,850 / 52,900
Power	Power Input (Min/Std/Max)	Cooling	kW	0.60 / 3.75 / 5.10	0.60 / 3.62 / 5.10
		Heating	kW	0.46 / 3.82 / 5.40	0.46 / 3.62 / 5.40
	Current Input (Min/Std/Max)	Cooling	A	3.0 / 16.3 / 22.5	1.5 / 5.7 / 7.7
		Heating	A	2.5 / 16.7 / 23.0	1.2 / 5.7 / 8.4
	Current	MCA	A	25.6	17.7
		MFA	A	30.0	17.7
Efficiency	EER	Cooling	-	2.53	2.62
	COP	Heating	-	2.82	2.98
	SEER (Cooling Energy Grade)		-	5.9 (A+)	5.9 (A+)
	SCOP (Heating Energy Grade)		-	4.0 (A+)	4.0 (A+)
	Pdesignh		kW	5.6	5.6
Piping Connections	Liquid Pipe	Type		Flare connection	Flare connection
		Φ, mm (inch)		9.52 (3/8)	9.52 (3/8)
	Gas Pipe	Type		Flare connection	Flare connection
		Φ, mm (inch)		15.88 (5/8)	15.88 (5/8)
	Heat Insulation		-	Both liquid and gas pipes	Both liquid and gas pipes
	Piping length (ODU-IDU)	Standard	m	5	5
		Max.	m	50	50
Elevation		m	30	30	
Chargeless		m	30	30	
Wiring connections	Communication	Min.	mm <sup>2</sup>	0.75	0.75
		Remark	-	F1, F2	F1, F2
Refrigerant	Type		-	R32	R32
	Factory Charging		kg	2.7	2.7
			tCO <sub>2</sub> e	1.82	1.82

# 1. Specification

## Wall Mounted Type (MAX)

Indoor Unit	Model Name		Indoor Unit	AC100RNTDKG/EU	AC100RNTDKG/EU
			Outdoor Unit	AC100RXADKG/EU	AC100RXADNG/EU
	Power Supply		Ø, #, V, Hz	1,2,220-240,50	1,2,220-240,50
Heat Exchanger	Type		-	F&T	F&T
	Material	Fin	-	Al	Al
		Tube	-	Cu	Cu
	Fin Treatment		-	Green Hydrophile	Green Hydrophile
Fan	Type		-	Crossflow	Crossflow
	Quantity		EA	2	2
	Air Flow Rate	Cooling (H/M/L)	m <sup>3</sup> /min	22.7 / 19.8 / 17.8	22.7 / 19.8 / 17.8
			l/s	378 / 330 / 297	378 / 330 / 297
		Heating (H/M/L)	m <sup>3</sup> /min	24.0 / 21.3 / 19.2	24.0 / 21.3 / 19.2
l/s			400 / 355 / 320	400 / 355 / 320	
Fan Motor	Type		-	BLDC	BLDC
	Output		W x n	58 x 1	58 x 1
Drain	Drain Pipe		Φ, mm	VP-25(OD32, ID25)	VP-25(OD32, ID25)
Sound	Sound Pressure Level	High/Mid/Low/(Silent)	dB(A)	49 / 46 / 43 / 37	49 / 46 / 43 / 37
	Sound Power Level		dB(A)	65	65
External Dimension	Net Weight		kg	18.5	18.5
	Shipping Weight		kg	22.0	22.0
	Net Dimensions (WxHxD)		mm	1,280 x 345 x 253	1,280 x 345 x 253
	Shipping Dimensions (WxHxD)		mm	1,352 x 326 x 420	1,352 x 326 x 420
Casing	Material		-	ABS	ABS
Control System	Infrared remote control		-	Included	Included
	Wired remote control		-	MWR-WE13N MWR-WG00*N	MWR-WE13N MWR-WG00*N
Drain Pump	Drain Pump		-	-	-
	Max. lifting Height / Displacement		mm / Liter / h	-	-
Additional Accessories	Drain Pump	External Model	-	-	-
		Internal Model	-	-	-
		Max. lifting Height / Displacement	mm / Liter / h	-	-
	Air Filter		-	Removable / Washable	Removable / Washable
	Virus Doctor		-	-	-

# 1. Specification

## Wall Mounted Type (MAX)

Model Name	Indoor Unit		AC100RNTDKG/EU	AC100RNTDKG/EU
	Outdoor Unit		AC100RXADKG/EU	AC100RXADNG/EU
Power Supply		Ø, #, V, Hz	1, 2, 220-240, 50	3, 4, 380-415, 50
Heat Exchanger	Type		-	Fin & Tube
	Material	Fin	-	Al
		Tube	-	Cu
Fin Treatment		-	Anti-Corrosion	Anti-Corrosion
Compressor	Model Name		UB8TN8300FJU	UB8TN8300FJU
	Type		-	Twin BLDC
	Output		kW	2.91
	Oil	Type	-	POE
Initial charge		cc	1,200	
Fan	Type		-	Propeller
	Discharge direction		-	Front
	Quantity		EA	1
	Air Flow Rate			m <sup>3</sup> /min
		l/s	1,200	
Fan Motor	Type		-	BLDC Motor
	Output		W x n	125 x 1
Sound	Sound Pressure Level	Cooling	dB(A)	52
		Heating	dB(A)	54
	Sound Power Level		dB(A)	69
External Dimension	Net Weight		kg	75.0
	Shipping Weight		kg	80.0
	Net Dimensions (WxHxD)		mm	940 x 998 x 330
	Shipping Dimensions (WxHxD)		mm	995 x 1,096 x 426
Casing	Material	Body	-	EGI Steel Plate
			-	EGI Steel Plate
Operating Temp. Range	Cooling		°C	-15 ~ 50
	Heating		°C	-20 ~ 24

### NOTE

- Specification may be subject to change without prior notice.
  - 1) Performances are based on the following test conditions.
    - Cooling : Indoor temperature 27°C DB, 19°C WB, Outdoor temperature 35°C DB, 24°C WB
    - Heating : Indoor temperature 20°C DB, 15°C WB, Outdoor temperature 7°C DB, 6°C WB
    - Equivalent refrigerant pipe length 5m, Level differences 0m
  - 2) Select wire size based on the value of MCA
  - 3) Sound pressure level is obtained in an anechoic room.
    - Sound pressure level is a relative value, depending on the distance and acoustic environment.
    - Sound pressure level may differ depending on operation condition.
    - dBA = A-weighted sound pressure level
    - Reference acoustic pressure 0 dB = 20uPa
  - 4) Sound power level is an absolute value that a sound source generates.
    - dBA = A-weighted sound power level
    - Reference power : 1pW
    - Measured according to ISO 3741
  - 5) These products contain R32(GWP=675) which is fluorinated greenhouse gas.
  - 6) 'MWR-WG00\*N' is new wired remote control type(Graphic).  
If you need the latest control system information, please refer to SAC control TDB.

## 2. Summary Table

### Wall Mounted Type (MAX)

#### Performance Characteristics

Model Code	Net Weight (kg)	Capacity			Fan Speed	Airflow (CMM)	Sound Pressure Level (dBA)	Sound Power Level (dBA)
		Max.	Cooling (kW)	Heating (kW)				
AC100RNTDKG/EU	18.5	Max.	11.00	15.50	High	22.7	49	65
		Std.	9.50	10.80	Mid	19.8	46	
		Min.	3.00	2.20	Low	17.8	43	

#### NOTE

- Sound data is based on cooling operation.

#### Electric Characteristics

Model		Outdoor Unit				Input Current (Amperes)				Power Supply	
Indoor Unit	Outdoor Unit	Rated Hz	Voltage range			Outdoor Unit		Indoor Unit	Total	MCA(A)	MFA(A)
			Volts	Min.	Max.	Cooling	Heating				
AC100RNTDKG/EU	AC100RXADKG/EU	50	220 to 240	198	264	24.6	24.6	1.0	25.6	25.6	30.0
AC100RNTDKG/EU	AC100RXADNG/EU	50	380 to 415	342	456.5	16.7	16.7	1.0	17.7	17.7	17.7

#### NOTE

- MCA : Minimum circuit amperes
- MFA : Maximum fuse amperes
- Select wire size based on the value of MCA

# 3. Capacity Table

## Wall Mounted Type (MAX)

### (1) AC100RNTDKG/EU+AC100RXADKG/EU

#### Cooling

TC : Total Capacity, SHC : Sensible Heat Capacity, PI : Power Input

Outdoor Temperature (°C, DB)	Indoor Temperature (°C, DB / WB)																				
	20 / 14			22 / 16			25 / 18			27 / 19			28 / 20			30 / 22			32 / 24		
	TC	SHC	PI	TC	SHC	PI	TC	SHC	PI	TC	SHC	PI	TC	SHC	PI	TC	SHC	PI	TC	SHC	PI
	kW	kW	kW	kW	kW	kW	kW	kW	kW	kW	kW	kW	kW	kW	kW	kW	kW	kW	kW	kW	kW
-15	9.3	6.7	2.68	9.8	6.9	2.74	10.2	7.1	2.79	10.5	7.3	2.85	10.7	7.3	2.88	11.2	7.2	2.91	11.8	7.0	2.97
21	8.8	6.4	2.82	9.3	6.6	2.88	9.7	6.8	2.94	10.0	7.0	3.00	10.2	6.9	3.03	10.7	6.8	3.06	11.2	6.7	3.12
35	8.4	6.1	3.53	8.8	6.3	3.60	9.2	6.5	3.68	9.5	6.7	3.75	9.7	6.6	3.79	10.2	6.5	3.83	10.7	6.4	3.90
46	7.1	5.7	3.71	7.5	5.9	3.78	7.8	6.1	3.86	8.1	6.2	3.94	8.2	6.2	3.98	8.6	6.1	4.02	9.1	6.0	4.10
50	5.5	4.5	3.07	5.8	4.6	3.13	6.0	4.8	3.20	6.2	4.9	3.26	6.3	4.9	3.30	6.6	4.8	3.33	6.9	4.7	3.39

#### Heating

TC : Total Capacity, PI : Power Input

Outdoor Temperature (°C, DB)	Indoor Temperature (°C, DB)											
	16		18		20		21		22		24	
	TC	PI	TC	PI	TC	PI	TC	PI	TC	PI	TC	PI
	kW	kW	kW	kW	kW	kW	kW	kW	kW	kW	kW	kW
-20	7.6	5.07	7.5	5.02	7.5	4.97	7.4	4.92	7.3	4.87	7.2	4.82
-15	9.6	5.46	9.5	5.40	9.4	5.35	9.3	5.29	9.2	5.24	9.1	5.19
-5	10.8	5.85	10.7	5.79	10.6	5.73	10.5	5.67	10.4	5.62	10.3	5.56
0	11.2	4.68	11.1	4.63	11.0	4.58	10.9	4.54	10.8	4.49	10.7	4.45
7	11.0	3.90	10.9	3.86	10.8	3.82	10.7	3.78	10.6	3.74	10.5	3.71
24	14.3	4.48	14.2	4.44	14.0	4.39	13.9	4.35	13.8	4.31	13.6	4.26

#### NOTE

- The performance table shows the average value of each conditions.

# 3. Capacity Table

## Wall Mounted Type (MAX)

### (2) AC100RNTDKG/EU+AC100RXADNG/EU

#### Cooling

TC : Total Capacity, SHC : Sensible Heat Capacity, PI : Power Input

Outdoor Temperature (°C, DB)	Indoor Temperature (°C, DB / WB)																				
	20 / 14			22 / 16			25 / 18			27 / 19			28 / 20			30 / 22			32 / 24		
	TC	SHC	PI	TC	SHC	PI	TC	SHC	PI	TC	SHC	PI	TC	SHC	PI	TC	SHC	PI	TC	SHC	PI
	kW	kW	kW	kW	kW	kW	kW	kW	kW	kW	kW	kW	kW	kW	kW	kW	kW	kW	kW	kW	kW
-15	9.3	6.7	2.59	9.8	6.9	2.64	10.2	7.1	2.70	10.5	7.3	2.75	10.7	7.3	2.78	11.2	7.2	2.81	11.8	7.0	2.86
21	8.8	6.4	2.73	9.3	6.6	2.78	9.7	6.8	2.84	10.0	7.0	2.90	10.2	6.9	2.92	10.7	6.8	2.95	11.2	6.7	3.01
35	8.4	6.1	3.41	8.8	6.3	3.48	9.2	6.5	3.55	9.5	6.7	3.62	9.7	6.6	3.66	10.2	6.5	3.69	10.7	6.4	3.77
46	7.4	5.9	3.75	7.8	6.1	3.82	8.1	6.3	3.90	8.4	6.5	3.98	8.5	6.4	4.02	9.0	6.3	4.06	9.4	6.2	4.14
50	6.1	5.0	3.34	6.4	5.1	3.41	6.6	5.3	3.48	6.8	5.5	3.55	7.0	5.4	3.58	7.3	5.4	3.62	7.7	5.3	3.69

#### Heating

TC : Total Capacity, PI : Power Input

Outdoor Temperature (°C, DB)	Indoor Temperature (°C, DB)											
	16		18		20		21		22		24	
	TC	PI	TC	PI	TC	PI	TC	PI	TC	PI	TC	PI
	kW	kW	kW	kW	kW	kW	kW	kW	kW	kW	kW	kW
-20	7.6	4.80	7.5	4.75	7.5	4.71	7.4	4.66	7.3	4.61	7.2	4.57
-15	9.6	5.17	9.5	5.12	9.4	5.07	9.3	5.02	9.2	4.97	9.1	4.92
-5	10.8	5.54	10.7	5.48	10.6	5.43	10.5	5.38	10.4	5.32	10.3	5.27
0	11.2	4.43	11.1	4.39	11.0	4.34	10.9	4.30	10.8	4.26	10.7	4.21
7	11.0	3.69	10.9	3.66	10.8	3.62	10.7	3.58	10.6	3.55	10.5	3.51
24	14.3	4.25	14.2	4.20	14.0	4.16	13.9	4.12	13.8	4.08	13.6	4.04

#### NOTE

- The performance table shows the average value of each conditions.

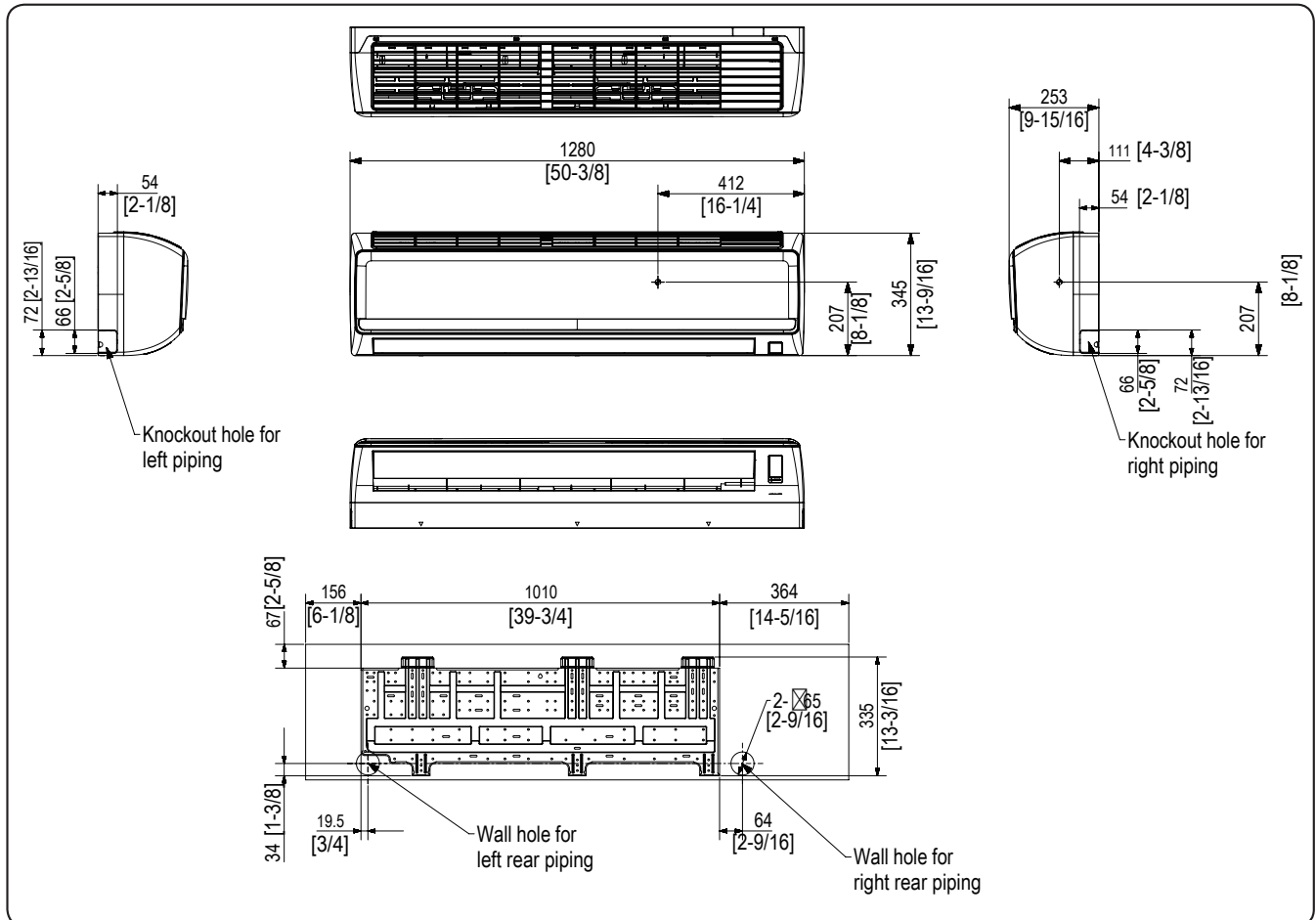


# 4. Dimensional Drawing

## Wall Mounted Type (MAX)

AC100RNTDKG/EU

Units : mm [inches]

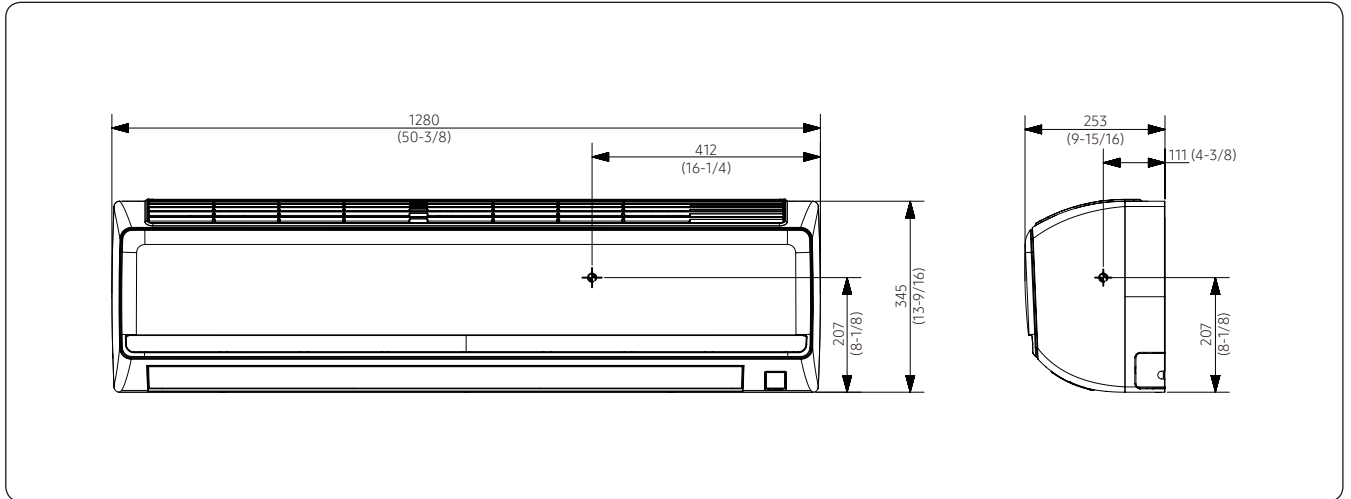


# 5. Center of Gravity

## Wall Mounted Type (MAX)

AC100RNTDKG/EU

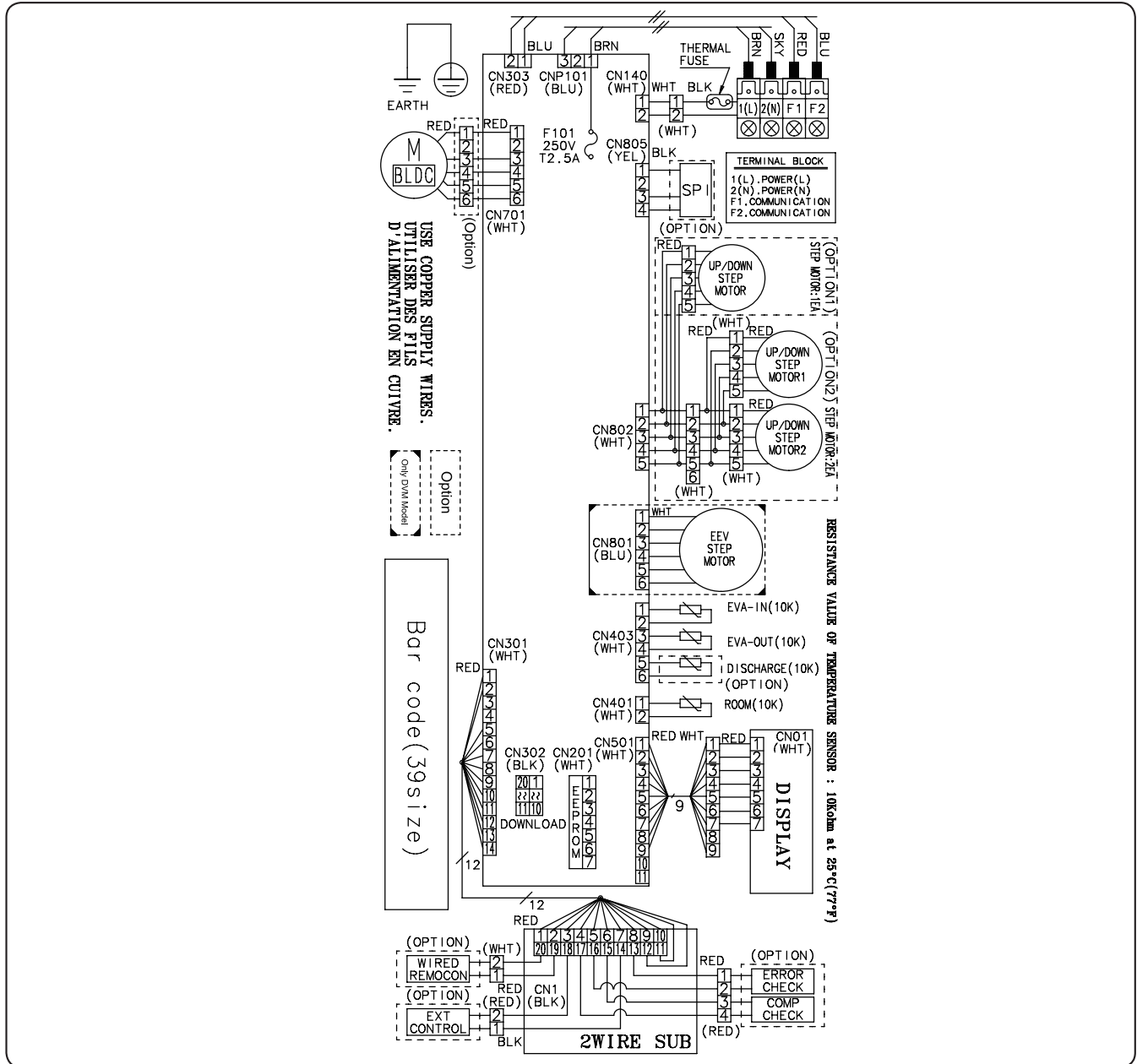
Units : mm [inches]



# 6. Electrical Wiring Diagram

## Wall Mounted Type (MAX)

### AC100RNTDKG/EU



SPI	S-Plasma ion	EEV	Electronic Expansion Valve	ROOM	Thermistor ROOM in (10K)
M-BLDC	BLDC Motor	EVA-IN	Thermistor EVA IN(10K)	EVA-OUT	Thermistor EVA OUT(10K)

### NOTE

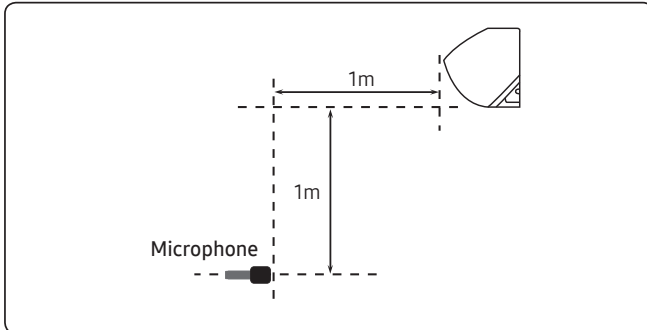
- This wiring diagram applies only to the Indoor unit.
- Symbols show as follow : blk: black, red: red, blu: blue, wht: white, yel: yellow, brn: brown, sky: skyblue: grn: green
- For connection wiring indoor-outdoor transmission F1-F2, indoor-wired remotecontroller transmission F3-F4.
- Protective earth(screw)

# 7. Sound Data

## Wall Mounted Type (MAX)

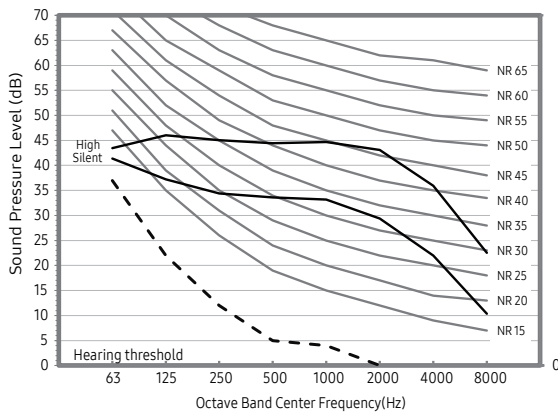
### Sound Pressure level

Unit: dB(A)



Model	HIGH	MID	LOW	Silence
AC100RNTDKG/EU	49	46	43	37

- NR Curve
  - 1) AC100RNTDKG/EU



### NOTE

- Specifications may be subject to change without prior notice.
  - Sound pressure level is obtained in an anechoic room.
  - Sound pressure level is a relative value, depending on the distance and acoustic environment.
  - Sound pressure level may differ depending on operation condition.
  - dBA = A weighted sound pressure level
  - Reference acoustic pressure 0 dB = 20μPa

# 7. Sound Data

## Wall Mounted Type (MAX)

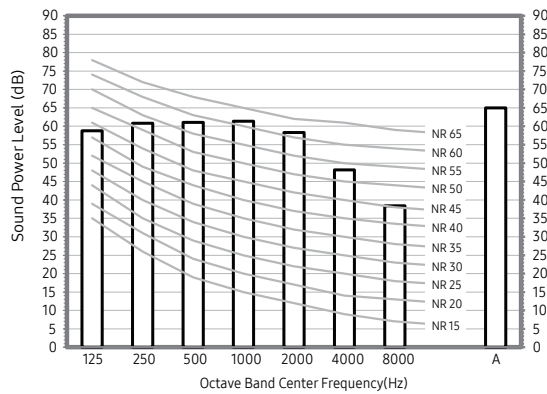
### Sound Power level

**NOTE**

- Specifications may be subject to change without prior notice
  - Sound power level is an absolute value that a sound source generates.
  - dBA = A-weighted sound power level.
  - Reference power : 1pW.
  - Measured according to ISO 3741.
- NR Curve
  - 1) AC100RNTDKG/EU

Unit: dB(A)

Model	Power
AC100RNTDKG/EU	65



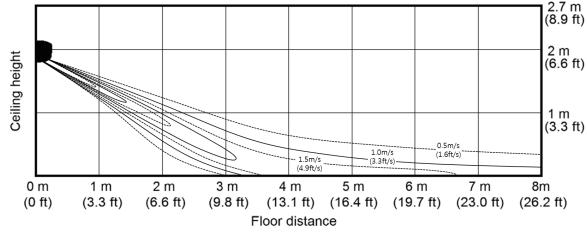
# 8. Temperature and air flow distribution

## Wall Mounted Type (MAX)

### AC100RNTDKG/EU

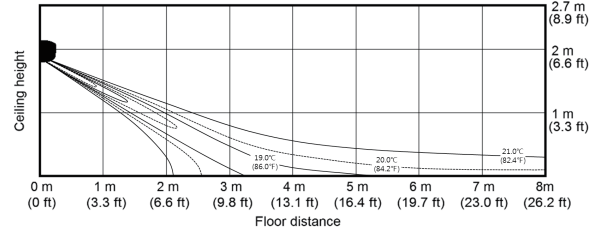
- Cooling Air Velocity distribution

(Discharge angle : 26 degree)



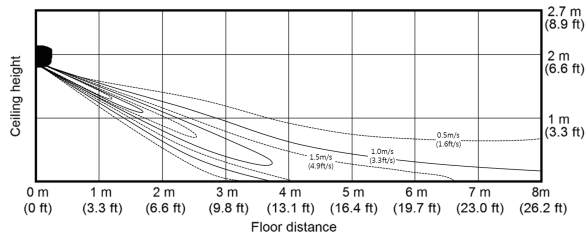
- Cooling temperature distribution

(Discharge angle : 26 degree)



- Heating Air Velocity distribution

(Discharge angle : 26 degree)



- Heating temperature distribution

(Discharge angle : 26 degree)

